

— CAPITOL FEDERAL PRESENTS —

# BLUE BUCKS ADVENTURES

FALL 2011



# THE FAMILY PET

Hey there, Blue Bucks friends! The leaves are falling, the days are getting cooler and holiday fun with friends and family is right around the corner. Since October is National Adopt a Shelter Dog Month, the Blue Bucks gang and I thought it would be fun to focus this issue of *Blue Bucks Adventures* on that special family member – the family pet.

Having a pet can be a lot of fun, but it is important to remember that caring for a pet also requires some time and hard work. You may even decide you want to save for a fancy leash or water bowl. Even if you don't have a pet, you can have just as much fun with your stuffed animal friends. So check out all the animal-related activities in this issue. You can create a tasty treat for yourself and draw a picture of your favorite kind of pet to share with everyone in the next issue. Send your artwork to: Capitol Federal/Blue Bucks, 700 S. Kansas Ave., Topeka, KS 66603.

Chloe, Fancy, Penny, Earnie and I want to encourage you to keep working hard at school and stay on track with your savings goals. Also, keep an eye out for a special Blue Bucks Kids' CD offer this holiday season!

Talk to you next time!

Milo

Do you have anything you want to tell Milo? Let him know and he'll send you a cool Blue Bucks prize. Send your thoughts to:

**Capitol Federal/Blue Bucks, 700 S. Kansas Ave., Topeka, KS 66603,**  
or e-mail him at [bluebucks@capfed.com](mailto:bluebucks@capfed.com).



# THE ALPHABET ANIMAL GAME

Sometimes going on a long trip can get kind of boring, but if you love animals as much as Milo and the gang, here is a fun memory game to play while traveling!

One person starts with naming an animal that begins with the letter 'A', such as "Aardvark". The next player will repeat the first player's animal and then add on an animal that begins with the letter 'B', like "Bat". Everyone takes a turn, repeating all the previous answers and coming up with an animal that begins with the next letter of the alphabet. If someone messes up, he or she is out, and the game continues until the last player wins!



Here is some **X**-tra help! Animals that begin with the letter X: Xantus (a bird), Xenopus (a frog), Xiphias (a swordfish), and X-Ray fish.

W E W A N T T O K N O W

# YOUR FAVORITE PET

Pets! Some people like dogs while others like hamsters or lizards. Think of your favorite pet and draw it in the box below. Write down the kind of animal and why it is your favorite type of pet. It could be a pet you have now or one you would like to get someday. **When you are finished, send it to us. You'll be entered to win a Blue Bucks prize, and your drawing may be on the next BB calendar and on Milo's Facebook page!**



---

---

---

---

Name: \_\_\_\_\_ Age: \_\_\_\_\_

Address: \_\_\_\_\_

City, State, Zip: \_\_\_\_\_

Parent's Signature: \_\_\_\_\_

**MAIL THIS PAGE BY NOVEMBER 21, 2011 TO:**  
Capitol Federal, Marketing/Blue Bucks, 700 S. Kansas Avenue, 66603  
or drop off at your local Capitol Federal branch.

Yes, you have my permission to publish my child's first name and last initial, town and caption in an upcoming Blue Bucks newsletter and on Milo's Facebook page.

# YOUR OWN FISH BOWL!

Here is a fun little craft to turn an ordinary paper plate into a decorative fish bowl! Here is what you'll need:

- An adult to help
- One normal paper plate
- Scissors
- Glue
- Watercolors

**1.** Cut the paper plate off at the top.


**2.** Watercolor the big piece blue and the small piece green.

**3.** While the watercolor is drying, have an adult cut out the goldfish below.

**4.** Once the watercolored pieces are completely dry, glue them together to make a base and bowl. Glue the fish in the middle of the blue bowl.



You're all done!



# PUPPY CHOW *(for you, not your dog)*

Don't let the name fool you! This delicious treat is far from dog food. Have an adult help you with the directions below to create a sweet, tasty snack for you and your friends to enjoy!

**INGREDIENTS:** 9 cups crispy rice cereal squares  
1/2 cup peanut butter  
1 cup semi-sweet chocolate chips  
1 1/2 cups confectioners' sugar

- INSTRUCTIONS:**
1. In a saucepan over low heat, melt the chocolate; add peanut butter and mix until smooth.
  2. Remove from heat, add cereal and stir until coated.
  3. Pour powdered sugar into large plastic bag, add coated cereal and shake until well coated. Store in airtight container.
  4. Try not to gobble up your puppy chow all at once!



## BIRD BATH

Before the birds all leave to get away from the cold Winter, they still need a place to take a bath! If you want to see birds at your window, try a window box with a bird bath as the main attraction.



### MATERIALS:

- Wooden window box
- Flower seed or plants: zinnia, verbena, marigolds
- Potting soil
- Plastic container small enough to fit in the window box


### INSTRUCTIONS:

1. Plant your selected seed or plants in soil in the window box, leaving room for the plastic container to fit in the middle.
2. Fill the pan with water and place in the window box. If the water is over two inches deep, place a rock in the middle for birds to perch on.
3. Rainwater is best, so whenever you can, collect it and save it to use when refilling the bird bath.
4. You might want to string popcorn, berries, raisins, or nuts around the edge to draw the birds' attention.

# THANK YOU!

We receive so many fantastic drawings from our Blue Bucks readers! Thank you so much for taking the time to send us your work. Keep sending them each quarter, or just draw something on your own and send it in. Everyone who sends us a drawing will receive a Blue Bucks gift in return!

## IT SOUNDS LIKE TRISH HAS A FUN TIME WHEN SHE GOES CAMPING!



Hi my name is Trish. My favorite thing to do at camp is throw water balloon at my brother and play watergun.

**CHECK OUT  
SOME OF  
THE OTHER  
GREAT  
DRAWINGS  
WE  
RECEIVED  
SHOWING  
US WHAT  
BLUE  
BUCKS  
MEMBERS  
LOVE  
ABOUT  
CAMPING!**




Shawn F., 11  
Wichita, KS



When I go camping I love to go exploring in the wood, fishing at the lake (there's a competition for fishing) and I love to make smores by the campfire!

Payton T., 10  
Shawnee, KS



I Love to go camping with my Dad. But my most favorite part of it, is to go fishing.

Clare W., 10  
Wichita, KS

BLUE BUCKS ADVENTURES PRESENTS  
**MILO GETS A PET**

AS MILO MOOSE AND CHLOE COYOTE TAKE A WALK IN THE PARK, MILO NOTICES SOMETHING...

I'M GOING TO GO OVER THERE AND PET HIM...OR HER.

UH, MILO, THAT'S NEVER A GOOD IDEA.

LOOK, CHLOE! OVER THERE BY THE TREE. A DOG!

YEAH. CUTE!



AH, DON'T WORRY SO MUCH. WHAT'S SO BAD ABOUT PETTING A DOG?

HI THERE, LITTLE BUDDY! COME HERE.



**AAHHHHHHH!!**



CHLOE! CALL HIM OFF! CALL HIM OFF! CALL HIM OFF!

YAP!  
YAP!  
YAP!



MILO, I COULD NOT CALL HIM OFF. I SPEAK "COYOTE". NOT ALL CANINES SPEAK THE SAME LANGUAGE.

YEAH. SORRY ABOUT THAT.

GRRRR



# MAKING LEAF PEOPLE

As the leaves drift down and cover the ground in gold and brown, pick out a few to make this fun and easy craft!

**MATERIALS:**

- Clean sheet of white paper
- One or more leaves
- Glue
- Pen

**INSTRUCTIONS:**

1. Glue one side on each of the leaves and firmly place them on the paper without breaking them.
2. With the pen, draw for each of the leaves a head, arms and legs. You can draw hats, funny shoes, or whatever you can imagine for the leaf people.





# Capitol Federal

*True Blue® for over 115 years*

700 S. Kansas Ave., Topeka, KS 66603

PRSR7 STD  
U.S. POSTAGE  
**PAID**  
CAPITOL FEDERAL